



## Grade 2 Medium Duty Locksets

ANSI Certification: A156.2 Series 4000 Grade 2

**Backset:** 2 3/8" or 2 3/4". Drive-in available. Keyed locks are sold less latch.

**Strike:** 4 7/8" A.S.A

**Latch:** 1/2" throw solid brass extruded rod on all functions.

**Door range:** Adjustable from 1 3/8" – 1 3/4" standard.

**Cylinder:** Sold less cylinder

**Finishes:** 3 – Bright Brass  
 5A – Antique Brass  
 32 – Bright Stainless Steel  
 32D – Satin Stainless Steel  
 10B – Oil-rubbed Bronze

**Standard Features:**

- Cylindrical lock housing. Cold rolled steel mechanisms, zinc dichromated for corrosion resistance.
- Removable outside knob for easy cylinder rekeying.
- No exposed mounting screws.
- Locks will also accept LSDA K300 replacement cylinders as well as Lori, ASSA and Peaks.



"B" Ball



"P" Plymouth



**100-ENTRANCE LOCK** Turn/Push-button locking. Pushing and turning button locks outside knob requiring use of key until button is manually unlocked. Pushing button locks outside knob until unlocked with key or inner knob is turned.



**110-PASSAGE LOCK** Both knobs are always free.



**120-PRIVACY LOCK** Push-button locking. Can be opened from outside by emergency key, screwdriver or similar tool.



**140-STOREROOM LOCK** Outer knob fixed. Entrance by key only. Inner knob always free.



**150-CLASSROOM LOCK** Outer knob locked or unlocked by key from outside. Inner knob always free.

Mfg #	Design	Fin.	Backset	EZ #
<i>Passage Locksets</i>				
LS110B3	Ball	3	2 3/8"	027956
LS110B5A	Ball	5A	2 3/8"	027957
LS110B10B 2 3/8	Ball	10B	2 3/8"	041268
LS110B10B 2 3/4	Ball	10B	2 3/4"	027961
LS110B32 2 3/8	Ball	32	2 3/8"	041267
LS110B32 2 3/4	Ball	32	2 3/4"	027959
LS110B32D 2 3/8	Ball	32D	2 3/8"	027958
LS110B32D 2 3/4	Ball	32D	2 3/4"	027960
LS110P3	Plymouth	3	2 3/8"	028534
LS110P32D	Plymouth	32D	2 3/8"	028535
<i>Privacy Locksets</i>				
LS120B3	Ball	3	2 3/8"	027966
LS120B5A	Ball	5A	2 3/8"	027967
LS120B10B	Ball	10B	2 3/8"	041272
LS120B32	Ball	32	2 3/8"	060564
LS120B32D	Ball	32D	2 3/8"	027969
LS120P3	Plymouth	3	2 3/8"	028537
LS120P32D	Plymouth	32D	2 3/8"	028539
<i>*Entrance Locksets - Turn/Pushbutton Locking * (less latch &amp; cyl.)</i>				
LS100B3	Ball	3	N/A	009309
LS100B5A	Ball	5A	N/A	009312
LS100B10B	Ball	10B	N/A	041262
LS100B32	Ball	32	N/A	009310
LS100B32D	Ball	32D	N/A	009311
LS100P3	Plymouth	3	N/A	009320
LS100P32D	Plymouth	32D	N/A	009322
<i>* Storeroom Locksets * (less latch &amp; cyl.)</i>				
LS140B3	Ball	3	N/A	009373
LS140B5A	Ball	5A	N/A	009376
LS140B10B	Ball	10B	N/A	028541
LS140B32	Ball	32	N/A	009374
LS140B32D	Ball	32D	N/A	009375
LS140P3	Plymouth	3	N/A	009384
LS140P32D	Plymouth	32D	N/A	009386
<i>* Classroom Locksets * (less latch &amp; cyl.)</i>				
LS150B 3	Ball	3	N/A	009400
LS150B 32D	Ball	32D	N/A	009402

*\* Keyed locks - Sold Less Cylinder / Less Latch \**

# Cylindrical Locksets



## Parts • Handlesets

### UL/ADA Grade 2 Key-In-Leversets

Locks conform with ANSI A156.2 Series 4000 Grade 2 and more than satisfy ADA requirements.

Features:

- Housing is of cold rolled steel and zinc dichromate finish for rust resistance. 2 1/8" diameter bore is required.
- UL listed, Solid brass, 1/2" throw latchbolt.
- Reversible, non-handed.
- Separate springs for each lever.
- All keyed locks are sold less cylinder/less latch.



Mfg#	Fin.	Backset	Function	EZ #
<b>Passage Locksets</b>				
LSL110 3	3	2 3/4"	Passage	029351
LSL110 10B	10B	2 3/4"	Passage	041269
LSL110 26	26	2 3/4"	Passage	060160
LSL110 26D	26D	2 3/4"	Passage	029352

Mfg#	Fin.	Backset	Function	EZ #
<b>Privacy Locksets</b>				
LSL120 3	3	2 3/4"	Privacy	029353
LSL120 10B	10B	2 3/4"	Privacy	041273
LSL120 26	26	2 3/4"	Privacy	060245
LSL120 26D	26D	2 3/4"	Privacy	029354
<b>Entrance Locksets (less latch &amp; cylinder)</b>				
LSL100 3	3	L/L L/C	Entrance	005577
LSL100 10B	10B	L/L L/C	Entrance	005575
LSL100 26	26	L/L L/C	Entrance	060161
LSL100 26D	26D	L/L L/C	Entrance	005576
<b>Storeroom Locksets (less latch &amp; cylinder)</b>				
LSL140 3	3	L/L L/C	Storeroom	005586
LSL140 10B	10B	L/L L/C	Storeroom	005584
LSL140 26	26	L/L L/C	Storeroom	060246
LSL140 26D	26D	L/L L/C	Storeroom	005585
<b>Classroom Locksets (less latch &amp; cylinder)</b>				
LSL150 3	3	L/L L/C	Classroom	005589
LSL150 10B	10B	L/L L/C	Classroom	005587
LSL150 26D	26D	L/L L/C	Classroom	005588

### Grade 2 Interchangeable Core Leversets

- Housing is of cold rolled steel and zinc dichromate finish for rust resistance. 2 1/8" diameter bore is required.
- UL listed, Solid brass, 1/2" throw latchbolt.
- Reversible, non-handed.
- Separate springs for each lever.
- All keyed locks are sold less core/less latch.
- 6 or 7 pin



Mfg#	Fin.	Function	EZ #
LSL100IC 3	3	Entrance	031161
LSL100IC 10B	10B	Entrance	041266
LSL100IC 26	26	Entrance	041264
LSL100IC 26D	26D	Entrance	041265
LSL140IC 3	3	Storeroom	041275
LSL140IC 10B	10B	Storeroom	041279
LSL140IC 26	26	Storeroom	041277
LSL140IC 26D	26D	Storeroom	041278
LSL150IC 10B	10B	Classroom	041285
LSL150IC 26D	26D	Classroom	041283

### Grade 2 Knob and Lever Lock Parts

Mfg. #	Fin.	Backset	EZ #	Mfg. #	Fin.	Backset	EZ #
<b>Springlatches</b>				<b>Deadlatches</b>			
LS005 3	3	2 3/8"	009279	LS096 32D	32D	2 3/4"	009302
LS005 5A	5A	2 3/8"	009282	LS096UL3	3	2 3/4" UL	005574
LS005 10B	10B	2 3/8"	041286	LS096UL10B	10B	2 3/4" UL	005572
LS005 32	32	2 3/8"	009696	LS096UL26D	26D	2 3/4" UL	005573
LS005 32D	32D	2 3/8"	009281	LS104 3	3	2 3/8" DIL	027981
LS014 3	3	2 3/4"	009283	LS104 32D	32D	2 3/8" DIL	009333
LS014 10B	10B	2 3/4"	041287	LS105 32D	32D	2 3/4" DIL	009334
LS014 32	32	2 3/4"	009704				
LS014 32D	32D	2 3/4"	009285				
<b>Deadlatches</b>				<b>Latch Extension</b>			
LS085 3	3	2 3/8"	009293	LSEL5	5" link & sleeve		028533
LS085 5A	5A	2 3/8"	009296				
LS085 10B	10B	2 3/8"	041288				
LS085 32	32	2 3/8"	009294				
LS085 32D	32D	2 3/8"	009295				
LS096 3	3	2 3/4"	009300				
LS096 5A	5A	2 3/4"	009303				
LS096 10B	10B	2 3/4"	028532				
LS096 32	32	2 3/4"	009301				
				<b>Cylinders</b>			
				LSCYL C3	3	SC1	009050
				LSCYL C32D	32D	SC1	009051
				<b>Key Blanks</b>			
				LSLSDA10C		"C"	027983

### Entrance Handlesets

- Solid brass one piece cylinder housing
- 1" throw deadbolt reinforced with hardened anti-saw rod
- Revolving cylinder collar
- Keylocking outside, tumbutton locking inside
- For doors 1 3/8" to 1 3/4"
- Adjustable backset 2 3/8" - 2 3/4"

Mfg #	Design	Fin.	EZ #
LS40EA3K	EA	3	035995
LS40EA5K	EA	5	009843



All Handlesets come with a ball knob as inside trim





(EA) Early American



### Grade 3 Standard Duty Locksets

- High quality brass and steel construction • 5 pin solid brass cylinder
- Adjustable 2 3/8"–2 3/4" universal latch • 2 3/8" and 2 3/4" drive-in latches are available
- Full 1/2" projecting deadlatch • Keyed functions are KA4
- Adjustable 1 3/8" – 1 3/4" door thickness

Mfg#	Design	Fin.	EZ #	Mfg#	Design	Fin.	EZ #
<i>Passage Locksets</i>				<i>Storeroom Locksets</i>			
LS11B3	Ball	3	009752	LS14B 3K	Ball	3	009783
LS11B5	Ball	5	009754	LS14B 5K	Ball	5	009785
LS11B32D	Ball	32D	009753	LS14B 32D K	Ball	32D	035972
LS11S3	Standard	3	009755	<i>Storeroom Locksets</i>			
LS11S32D	Standard	32D	009756	LS14B 3W	Ball	3	035971
<i>Privacy Locksets</i>				LS14B 5W	Ball	5	030095
LS12B3	Ball	3	009775	LS14B32D K	Ball	32D	035972
LS12B5	Ball	5	009777	LS14B 32D W	Ball	32D	035973
LS12B32D	Ball	32D	009776	LS14B 32D SC1	Ball	32D	062600
LS12S3	Standard	3	009778	LS14S 32D W	Standard	32D	041134
LS12S32D	Standard	32D	009779				
<i>Entrance Locksets</i>							
LS10B 3K KA/4	Ball	3	035956				
LS10B 3W	Ball	3	035957				
LS10B 5K	Ball	5	035959				
LS10B 5W	Ball	5	035960				
LS10B 5S	Ball	5	062596				
LS10B 32D K	Ball	32D	035962				
LS10B 32D W	Ball	32D	035963				
LS10B 32D S	Ball	32D	062597				
LS10S 3W	Standard	3	028826				
LS10S 5W	Standard	5	041130				
LS10S32D K	Standard	32D	009737				
LS10S32D W	Standard	32D	041131				



K - KW1 Keyway      W - WR3 Keyway      S - SC1 Keyway

### Grade 3 Standard Duty Leverlocks

- Zinc cast lever electrostatically lacquered
- Nickel plated brass key
- Solid brass 5 pin tumbler cylinder
- 1/2" latch projection
- Adj. backset
- Adj. for 1 3/8" – 1 3/4" door thickness



Entrance function levers have key in Ball knob outside

Mfg#	Hand	Fin.	EZ #
<i>Entrance Leverlocks</i>			
LS50SY/BA LH 3K VP	LH	3	036000
LS50SY/BA RH 3K VP	RH	3	036001
LS50SY BA LH 5K VP	LH	5	009852
LS50SY BA RH 5K VP	RH	5	009853
<i>Passage Leverlocks</i>			
LS51SY LH 3 VP	LH	3	009856
LS51SY RH 3 VP	RH	3	009857
LS51SY LH 5 VP	LH	5	009858
LS51SY RH 5 VP	RH	5	009859
<i>Privacy Leverlocks</i>			
LS52SY LH 3 VP	LH	3	009862
LS52SY RH 3 VP	RH	3	009863
LS52SY LH 5 VP	LH	5	009864
LS52SY RH 5 VP	RH	5	009865



## Parts And Accessories

### Grade 2 Deadbolts

Mfg. #	Finish	EZ #
<i>Single Cylinder Deadbolts</i>		
LS220 3S ADJ BOLT	3	063536
LS220 5S ADJ BOLT	5	063537
LS220 32D S ADJ BOLT	32D	063538
LS220IC 32D	32D	085248
<i>Double Cylinder Deadbolts</i>		
LS225 3S ADJ BOLT	3	063539
LS225 5S ADJ BOLT	5	063540
LS225 32D S ADJ BOLT	32D	063541
LS225IC 32D	32D	085250
<i>Bolts - 2 3/8" Backset</i>		
LS9057N3	3	069239
LS9057N5	5	069240
LS9057N32D	32D	069241
<i>Bolts - 2 3/4" Backset</i>		
LS9058N3	3	069242
LS9058N5	5	069243
LS9058N32D	32D	069244



No. LS220



No. LS225

Locks sold less bolt  
IC = Less Core

#### Security

- Massive 1" throw bolt with hardened steel rod to resist sawing (bolt sold separately).
- Security strike with 3" long screws.
- Mounted with rugged shroud to withstand rigorous tool attacks.
- Removable solid brass Schlage C Kwy 5-pin cylinder (drilled for 6).
- Rotating collar w/ insert resists wrenching.

#### Quality

- All metal construction.
- All exposed components are brass or stainless steel.

#### Convenience

- Easy replacement with after market and high security cylinders: Lori 1596, Ilco 7065, LSDA B400, ASSA 65611, Peaks 3400 & Schlage 20-724C.

### Grade 3 Deadbolts

Mfg. #	Fin.	EZ #	Mfg. #	Fin.	EZ #
<i>Single Cylinder</i>			<i>Double Cylinder</i>		
LS20 3K	3	035974	LS25 32D W	32D	035991
LS20 3W	3	035975	LS25 32D 9098N KA4	32D	062606
LS20 5K	5	035977	<i>One-Sided Deadlock – Turnpiece operates from interior only; No exterior locking</i>		
LS20 5S	5	062602	LS26 3	3	035992
LS20 5W	5	035978	LS26 5	5	035993
LS20 32D K	32D	035980	LS26 32D	32D	035994
LS20 32D W	32D	035981	<b>K</b> - KW1 Keyway		
LS20 32D 9098N KA4	32D	062603	<b>W</b> - WR3 Keyway		
<i>Double Cylinder</i>			<b>S</b> - SC1 Keyway		
LS25 3K	3	035983			
LS25 3W	3	035984			
LS25 5K	5	035986			
LS25 5S	5	062605			
LS25 5W	5	035987			
LS25 32D K	32D	035989			



- Full 1" throw deadbolt with hardened steel rod insert
- 5 pin tumbler solid brass cylinder
- Revolving cylinder collar resists any attempt at twist-off
- Solid brass one piece cylinder housing
- Door thickness adjustable for door 1 3/8" to 1 3/4"
- Keyed functions are KA4
- Cross bore: 2 1/8"; Edge bore: 1"
- 2-Way UL Grade 2 Bolt, 2 3/8" - 2 3/4" backset

### Replacement Parts and Accessories

Mfg. #	Description	EZ #	Mfg. #	Description	EZ #
LS9022 3	Grade 3 2 3/4" Fixed Bolt	009932	LS9091N 32D	Grade 3 Adjustable Deadbolt	009933
LS9022 32D	Grade 3 2 3/4" Fixed Bolt	043140	LS9098N3	Grade 3 4-Way Bolt	080756
LS9024N	Grade 3 2 3/4" Rfl. Bolt	069238	LS9098N5	Grade 3 4-Way Bolt	080757
LS9025N32D	Grade 3 RFL Bolt 2 Way Adjustable	071294	LS9098N32D	Grade 3 4-Way Bolt	080758
LS9077 3	Grade 3 4-way Tubular Deadlatch	009922	LS9204	Grade 3 Knoblock Tailpiece	009937
LS9078 3	Grade 3 4-way Spring Latch	009925	LS9205	Grade 3 Single Cylinder Tailpiece	009938
LS9081 3	Grade 3 Adjustable Deadlatch	009928	LS9206	Grade 3 Double Cylinder Tailpiece	009939
LS9081 32D	Grade 3 Adjustable Deadlatch	069256	LS9331	Grade 3 Cyl Cap Entry Lock	009949
LS9091 N3	Grade 3 Adjustable Deadbolt	069259	LS9351	Grade 3 Knoblock Plug Retainer	009950
LS9092N	Grade 3 Mobile Home Bolt	081018	LS9371	Plug Follower	026835
			LSLSDA-9	Grade 3 Key Blank	028084



### Grade 3 Millennium Brass Lockset

Available in two functions to meet the needs of residential or light commercial use. Locksets come with the lifetime warranty guarantee on the finish with a no hassle return or replacement policy. Available in both the SC1 and WR5 keyways. The cylinders are designed with the exact spacings used by the original manufacturers.

Mfg#	Kwy.	Function	EZ #
LSMB11B3	-	Passage	068826
LSMB10B3S	SC1	Entry	068827
LSMB10B3S VP	SC1	Entry	070481
LSMB10B3W	WR5	Entry	068809
LSMB10B3W VP	WR5	Entry	070487



VP = Visual packaging for display purposes

### Grade 3 Millennium Brass Entrance Handleset

Impressive style handle with coordinating deadbolt trim. This sleek design is available for replacement, upgrading and for new installations. The gripset features a one piece solid brass deadbolt cylinder housing with a 6 pin cylinder. The deadbolt has a revolving trim ring and 1" throw deadbolt with hardened steel anti-saw rod within the bolts.

Mfg#	Kwy.	Finish	Function	EZ #
LSMB40EA3W	WR5	3	Sgl Cyl	068819
LSMB40EA3S	SC1	3	Sgl Cyl	068831

POLISHED BRASS HANDLESETS,  
KNOB LOCKS AND DEADBOLTS  
LIFETIME FINISH WARRANTY  
15 Year Mechanical Warranty

### Grade 3 Millennium Brass Deadbolts

Available in a single or double cylinder version. Supplied with adjustable bolt for either 2 3/8" or 2 3/4" with a hardened rod insert. These deadbolts have the same keying specifications as the cylindrical locksets. For 1 3/8" or 1 3/4" thick doors. Free spinning cylinder collar.

Mfg#	Kwy.	EZ #	Mfg#	Kwy.	EZ #
<i>Single Cylinder</i>			<i>Double Cylinder</i>		
LSMB20 3S	SC1	068829	LSMB25 3S	SC1	068830
LSMB20 3S VP	SC1	070483	LSMB25 3S VP	SC1	070485
LSMB20 3W	WR5	068811	LSMB25 3W	WR5	068813
LSMB20 3W VP	WR5	070488	LSMB25 3W VP	WR5	070490



### DC6120 Series - Grade 1 Surface Applied Non-Sized Closers

- Adjustable power closer with adjustable backcheck
- Adjustable closing and latch speeds
- Non-handed installation
- Tri-pack mounting. Regular arm, parallel arm or top jamb mounting
- Designed for high traffic situations
- 15 year replacement warranty

Mfg#	Size	Fin.	Max. Door Width	Max. Door Wt.	EZ #
LSDC6124PA BC AL	1-4	AL	42"	187 lbs	082792
LSDC6124PA BC DU	1-4	DU	42"	187 lbs	082793



### DC724 Series - Economy Surface Applied Multi-Sized Closers

- Fixed closing force with selectable sizes. Closing force setting is altered by changing the position of the closer on the door
- Adjustable closing and latch speeds
- Non-handed installation
- Supplied with parallel arm and mounting bracket
- Designed for light to medium traffic situations
- 5 year replacement warranty

Mfg#	Installed As Fin.	Size	Max. Door Width	Max. Door Wt.	EZ #
LSDC724PA AL	AL	2	33"	88 lbs	082785
LSDC724PA DU	DU	2	33"	88 lbs	082786
		3	37"	132 lbs	
		4	43"	176 lbs	



#### Sex Nut Bolts

Mfg # LSDCSEXNUTS  
EZ # 082822




## Display Board

### Pin Tumbler Brass Padlocks

- Solid brass body, highly corrosion resistant • 2 nickel plated brass keys
- Pin tumbler cylinder with solid brass keyway • Double locking shackle
- Chrome plated hardened steel shackle • 6 per box, except BP200 (12)

Mfg #	Case Width	Shackle Dia.	Shackle Clear.
BP200	3/4"	1/8"	1/2"
BP300	1 1/4"	3/16"	5/8"
BP320	1 1/4"	3/16"	2 1/2"
BP400	1 1/2"	1/4"	13/16"
BP420	1 1/2"	1/4"	2 1/2"
BP450	1 3/4"	5/16"	7/8"
BP470	1 3/4"	5/16"	2 1/2"
BP500	2"	3/8"	1"
BP520	2"	3/8"	2 1/2"

Each lock  
individually boxed



Mfg. #	EZ #	Keying
LSBP200C KD	025695	KD Carded
LSBP200KA600	025696	KA600
LSBP200KA601	025697	KA601
LSBP200KA602	025698	KA602
LSBP300C KD	025699	KD Carded
LSBP300KA700	025700	KA700
LSBP300KA701	025701	KA701
LSBP300KA702	025702	KA702
LSBP320KD	025706	KD
LSBP320KA700	025703	KA700
LSBP320KA701	025704	KA701
LSBP400C KD	025707	KD Carded
LSBP400KA800	025708	KA800
LSBP400KA801	025709	KA801
LSBP400KA802	025710	KA802
LSBP400KD MK	030023	KD & MK

Mfg. #	EZ #	Keying
LSBP420KD	025715	KD
LSBP420KA800	025712	KA800
LSBP420KA801	025713	KA801
LSBP420KA802	025714	KA802
LSBP450C KD	025716	KD Carded
LSBP450KA850	025717	KA850
LSBP450KA851	025718	KA851
LSBP450KA852	025719	KA852
LSBP450KD MK	030024	KD & MK
LSBP470KD	025724	KD
LSBP470KA850	025721	KA850
LSBP470KA851	025722	KA851
LSBP470KA852	025723	KA852

Mfg. #	EZ #	Keying
LSBP500C KD	025725	KD Carded
LSBP500KA900	025726	KA900
LSBP500KA901	025727	KA901
LSBP500KA902	025728	KA902

LSBP520KD	025732	KD
LSBP520KA900	025729	KA900
LSBP520KA901	025730	KA901

#### Keyblanks

LSDLDA 30	025739	Fits BP200
LSDLDA 31	025740	Fits BP300
LSDLDA 32	025741	Fits BP400
LSDLDA 33	025742	Fits BP450
LSDLDA 34	025743	Fits BP500

LSMASTER KEY	030038	Fits BP400
LSMASTERKEY	030039	Fits BP450

**C** - Carded **KD** - Keyed Differently  
**KA** - Keyed Alike **MK** - Master Keyed

### Shielded Disc Padlock

- 2 3/4" corrosion resistant stainless steel case
- Hardened steel deadbolt, double locking shackle
- Solid brass, anti-pick, pin tumbler brass cylinder
- M1 keyway

Mfg # LS2012 KA2359 EZ # 077158  
Mf # LS2012 KA2396 EZ # 077159  
Mfg # LS2012 KD EZ # 077160



### LSDA Padlocks Display

- 1 Rekeyable Padlock
  - 5 different brass padlocks with markings showing both the long and short shackles
  - 4 different laminated padlocks
  - Literature Rack w/Literature
- Mfg # LSPBA EZ # 041164



### Dial Combination Padlock

- 1 7/8" stainless steel case
- Resists corrosion
- Over 1,500 combinations
- Hardened chrome plated steel shackle

Mg # LS2021 EZ # 077161



### Keyless Combination Padlocks

- Steel hardened shackle • Keyless security
- Brass body • Weatherproof
- Resettable combinations

Mfg. #	Shackle	EZ #
LSCP50B	1"	066203
LSCP52B	2"	066205





## RK134 Series Rekeyable Brass Padlocks

Easy cylinder removal, with screwdriver or similar tool. Depress a single loaded pin. Cylinder may then be removed for replacement or rekeying. Non-key retaining padlocks have phillips head screw in place of pin.

- 1 3/4" solid brass body • High precision 6 pin brass cylinder • Shackle diameter: 5/16"
- Hardened steel double locking shackle • Steel shackle 1" clearance • Stocked 0-bitted
- Packed 6 per box • Key retaining and non-key retaining cylinders are not interchangeable



### RK134 "Key Retaining"

Mfg #	Keyway	EZ #
LSRK134 100	Yale 8	009536
LSRK134 200	Kwikset	009538
LSRK134 300	Schlage C	009539
LSRK134 400	Corbin 60, 59A1, A2, B1, B2	009541
LSRK134 700	Sargent LA-LC	009544
LSRK134 800	Weiser	009545
LSRK134 900	Arrow	009546
LSRK134 1000	Russwin D1, D2, D3, D4	009537
LSRK134 3000	Schlage C-K	009540

### RK134-1 "Non-Key Retaining"

Mfg #	Keyway	EZ #
LSRK134 1 100	Yale 8	009527
LSRK134 1 200	Kwikset	009529
LSRK134 1 300	Schlage C	009530
LSRK134 1 400	Corbin 60, 59A1, A2, B1, B2	009532
LSRK134 1 700	Sargent LA-LC	009533
LSRK134 1 800	Weiser	009534
LSRK134 1 900	Arrow	009535
LSRK134 1 1000	Russwin D1, D2, D3, D4	009528
LSRK134 1 3000	Schlage C-K	009531

### Replacement Shackles

Mfg #	Desc.	EZ #	Mfg #	Desc.	EZ #	Mfg #	Desc.	EZ #
LS8001	1" Steel Shackle	069001	LS8004	4" Steel Shackle	009888	LS8005 4	4" Brass Shackle	009891
LS8002	2" Steel Shackle	009886	LS8005 2	2" Brass Shackle	009889			
LS8003	3" Steel Shackle	009887	LS8005 3	3" Brass Shackle	009890			

*Replacement Shackles also work on Abus 83/45 Z-Bar*

## RK450 Series Rekeyable Brass Padlocks

- 1-3/4" solid brass corrosion-resistant body. • Case-hardened chrome plated double ball locking shackle.
- Patent Pending quick-change shackle feature. • 1-3/16" standard shackle length with options for 2" or 3" lengths.
- Standard non-key retaining cylinders may be easily converted to key-retaining function by adding pin #LS9008

**Padlock Without Cylinder:** Mfg # LSRK450 EZ # 077059

Mfg #	Cylinder Keyway	EZ #	Mfg #	Cylinder Keyway	EZ #
LSRKC100	Yale 8 (Y1)	077060	LSRKC700	Sargent - LA-LC	077064
LSRKC200	Kwikset (KW1)	077061	LSRKC800	Weiser (WR5)	077065
LSRKC300	Schlage C (SC1)	077062	LSRKC900	Arrow (AR1)	077066
LSRKC400	Corbin: 60, 59A1, A2, B1, B2	077063	LSRKC1000	Russwin (D1, D2, D3, D4)	077067
			LSRKC3000	Schlage (C-K)	077068

### Accessories

Mfg #	Desc.	EZ #
LS450 KIT	Adaptor / driver / retain pin	084397
LS9006	RC450 Adapter - accepts LSDA C500, Schlage 21-002, Assa 65611, Kaba 3400 x 1099 cyl.	077188
LS9007	Driver- use w/ adapter above	077189
LS9008	Pin f/ key-retaining function	077399
LS901 00001	Screw Pack	082578




*NOTE: RC450 accepts Medeco cylinder 20-200L if used with Master padlock driver #0298-0627*

## Shackleless High Security Padlock

- 2-7/8" diameter solid chrome plated steel body • Removable cylinder for easy rekeying • AM3 keyway
- Pin tumbler solid brass cylinder • Shackleless rear locking bolt for maximum security

Mfg # LS2035 KA523647	EZ # 077168	
Mfg # LS2035 KD	EZ # 077170	Hasp: Mfg # LS2037 EZ # 077171
Mfg # LS2035 KA642586	EZ # 077169	





## Pin Tumbler Laminated Padlocks

- Each lamination is riveted solid and is individually rust proofed for longer life • Zinc plated galvanized laminates
- Resilient bumpers keep padlocks from marring or scratching
- Chrome plated hardened steel shackle
- Double steel ball locking security • 2 nickel plated brass keys
- Pin tumbler solid brass cylinders • Each lock individually boxed
- Packed 6 per box, except LP30 which is Packed 12 per box

Mfg. #	Case Width	Shackle Dia.	Shackle Clear.
LP30	1 1/4"	3/16"	5/8"
LP40	1 1/2"	1/4"	13/16"
LP50	1 3/4"	5/16"	15/16"
LP60	2"	3/8"	1 1/16"

Mfg. #	Keying	EZ #	Mfg. #	Keying	EZ #
LSLP30KD	KD	009222	LSLP50C KD	KD Carded	025736
LSLP30C KD	KD Carded	025733	LSLP50KA FEO374	KA	009233
LSLP30KA LN0019	KA	009214	LSLP50KA FEO587	KA	009234
LSLP30KA LN0024	KA	009215	LSLP50KA FEO685	KA	009235
LSLP30KA LN0038	KA	009216	LSLP50KA FE1200	KA	009236
LSLP30KA LN0040	KA	009217	LSLP50KA FE1202	KA	009237
LSLP30KA LN0044	KA	009218	LSLP60KD	KD	009244
LSLP30KA LN0045	KA	009219	LSLP60CKD	KD Carded	025738
LSLP40KD	KD	009232	LSLP60KA FEO587	KA	009242
LSLP40KA FEO371	KA	009223	LSLP60KA FE1226	KA	009243
LSLP40KA FEO587	KA	009224			
LSLP40KA FEO597	KA	009225	<b>Key Blanks</b>		
LSLP40KA FEO599	KA	009226	LSDLSDA3	Fits LP30	009255
LSLP40KA FEO691	KA	009227	LSDLSDA4	Fits LP40-60	009256
LSLP50KD	KD	009241			



C = Carded

## Weather Proof Pin Tumbler Padlocks

- Case hardened chrome plated steel double locking shackle • Case width: 2"
- Thermoplastic weatherproof jacket • Shackle O ring seals out moisture and dirt
- Pin tumbler solid brass cylinder • Perfect for harsh weather conditions


Mfg #	EZ #	Shackle	Mfg #	EZ #	Shackle
LSWP40 KA 2126	077162	1 1/4"	LSWP42 KA 2126	077165	2"
LSWP40 KA 2258	077163	1 1/4"	LSWP42 KA 2258	077166	2"
LSWP40 KD	077164	1 1/4"	LSWP42 KD	077167	2"



## Solid Body Padlocks

- Interchangeable and rekeyable cylinders • Solid brass cylinders for superior resistance to corrosion
- One key can work the entire series of heavy duty padlocks • AM3 keyway
- Standard non-key retaining cylinders are easily converted to key-retaining function by adding pin #LS9008
- Quick-change shackles give you the versatility to easily change shackle lengths
- Double ball locking hardened steel shackles offer superior resistance • 1" shackle clearance

Mfg #	EZ #	Description
LSAR400	077172	1 1/2" aluminum body w/o cyl.
LSBR400	077173	1 1/2" brass body w/o cyl
LSBR450	077174	1 3/4" brass body w/o cyl
LSSR400	077175	1 1/2" steel body w/o cyl
LSSR450	077176	1 3/4" steel body w/o cyl
LSSR500	077177	2" steel body w/o cyl.
LSCR600	077178	2 1/4" chrome plated steel w/o cyl
LSCR620	077179	2 1/4" chrome plated steel w/2 3/8" shackle - w/o cyl
RC10 KA24536	077180	Cylinder: 5-pinned / drilled 6
RC10 KA35624	077181	Cylinder: 5-pinned / drilled 6
RC10 KA52314	077182	Cylinder: 5-pinned / drilled 6
RC10 KD	077183	Cylinder: 5-pinned / drilled 6



Mfg. #	EZ#	Shackles
LS9000	077184	1 1/2" for 1 1/2" padlock (R400)
LS9001	077185	3" for 1 1/2" padlock (R400)
LS9002	077069	2" for 1 3/4" padlock (R450)
LS9003	077070	3" for 1 3/4" padlock (R450)
LS9004	077186	2" for 2" padlock (R500)
LS9005	077187	3" for 2" padlock (R500)





**Universal Tubular Cam Locks**

**UTCL38**

Cylinder Length: 3/8"  
Max. Thickness: 1/4"

Mfg#	EZ #
LSUTCL38KD	009654
LSUTCL38KA56804	009650
LSUTCL38KA56808	041176
LSUTCL38KA56809	041177
LSUTCL38KA56812	009651
LSUTCL38KA56817	041178

**UTCL58**

Cylinder Length: 5/8"  
Max. Thickness: 1/2"

Mfg#	EZ #
LSUTCL58KD	009660
LSUTCL58KA56800	009655
LSUTCL58KA56801	009656
LSUTCL58KA 56804	009657
LSUTCL58KA56812	009658
LSUTCL58KA56813	041179

**UTCL78**

Cylinder Length: 7/8"  
Max. Thickness: 3/4"

Mfg#	EZ #
LSUTCL78KD	009667
LSUTCL78KA56802	041180
LSUTCL78KA56803	041181
LSUTCL78KA56804	009663
LSUTCL78KA56812	009664
LSUTCL78KA56814	041182



**UTCL118**

Cylinder Length: 1 1/8"  
Max. Thickness: 1"

Mfg#	EZ #
LSUTCL118KD	009647
LSUTCL118KA56804	009644
LSUTCL118KA56805	041183
LSUTCL118KA56812	009645
LSUTCL118KA56815	041184

**UTCL112**

Cylinder Length: 1 1/2"  
Max. Thickness: 1 1/8"

Mfg#	EZ #
LSUTCL112KD	009641
LSUTCL112KA56804	009638
LSUTCL112KA56806	041185
LSUTCL112KA56807	041186
LSUTCL112KA56812	009639
LSUTCL112KA56816	041187

Each Lock Provides Six Different Functions				
Func.	Key Rotation from 12 o'clock Position To:	Key Removable at:	Use Cam Stop	Insert Spline Filler at:
1	3 o'clock	12 only	90° right	3 o'clock
2	3 o'clock	12 and 3	90° right	none
3	6 o'clock(right)	12 and 6	180° right	3 o'clock
4	9 o'clock	12 only	90° left	9 o'clock
5	9 o'clock	12 and 9	90° left	none
6	6 o'clock(left)	12 and 6	180° left	9 o'clock

**Disc Tumbler Cam Locks**

**CL38**

Cylinder Length: 3/8"  
Max. Thickness: 3/16"

Mfg#	EZ #
LSCL38KD	009024
LSCL38KA300	009017
LSCL38KA301	009018
LSCL38KA302	009019
LSCL38KA303	009020
LSCL38KA304	009021
LSCL38KA305	009022
LSCL38KA306	009023

**CL58**

Cylinder Length: 5/8"  
Max. Thickness: 5/16"

Mfg#	EZ #
LSCL58KD	009032
LSCL58KA300	009025
LSCL58KA301	009026
LSCL58KA302	009027
LSCL58KA303	009028
LSCL58KA304	009029
LSCL58KA305	009030
LSCL58KA306	009031

**CL78**

Cylinder Length: 7/8"  
Max. Thickness: 9/16"

Mfg#	EZ #
LSCL78KD	009040
LSCL78KA300	009033
LSCL78KA301	009034
LSCL78KA302	009035
LSCL78KA303	009036
LSCL78KA304	009037
LSCL78KA305	009038
LSCL78KA306	009039

**CL118**

Cylinder Length: 1 1/8"  
Max. Thickness: 13/16"

Mfg#	EZ #
LSCL118KD	009008
LSCL118KA300	009001
LSCL118KA301	009002
LSCL118KA302	009003
LSCL118KA303	009004
LSCL118KA304	009005
LSCL118KA305	009006
LSCL118KA306	009007

**CL138**

Cylinder Length: 1 3/8"  
Max. Thickness: 1 1/16"

Mfg#	EZ #
LSCL138KD	009016
LSCL138KA300	009009
LSCL138KA301	030265
LSCL138KA302	009011
LSCL138KA303	009012
LSCL138KA304	009013
LSCL138KA305	009014
LSCL138KA306	009015

**CL134**

Cylinder Length: 1 3/4"  
Max. Thickness: 1 7/16"

Mfg#	EZ #
LSCL134KD	041174
LSCL134KA300	041166
LSCL134KA301	041167
LSCL134KA302	041168

- 3/4" diameter
- Polished nickel
- Disc tumbler
- 90° & 180° cam turn
- Key removable in both locked and unlocked positions

Each Cam lock includes:  
Finish washer  
Spur washer  
3/4" nut  
90° & 180° stop washer  
Straight & Offset cam



**Single Bitted Showcase Locks**

Mfg#	Finish	Keying	EZ #
LSSC23KA LS300	26D	KA	060259
LSSC23KA LS301	26D	KA	060260
LSSC23KD	26D	KD	060261



# Mortise, Rim, Thumbturn & Dummy Cylinders



## Mortise Cylinders

- Stocked with Adams Rite cam • Made in the USA • Solid Brass Bar Stock Cylinder and Plug
- 1" 5 pin only, 1 1/8" & 1 1/4" keyed 5 pin, drilled to accept 6 pin • Furnished with two look-alike keys

### 1" Mortise Cylinders

Mfg. #	EZ #
<i>Arrow Kwy.</i>	
LSM1002AW26D	009422
LSM1002AW13	009424
<i>Corbin 60 Kwy</i>	
LSM1002C60 3	027765
LSM1002C60 26D	009427
<i>Composite</i>	
LSM1002COMP13	029266
LSM1002COMP26D	009425
<i>Kwikset</i>	
LSM1002KW3	009432
LSM1002KW5	070443
LSM1002KW13	009433
LSM1002KW26D	009431
<i>LSA</i>	
LSM1002LSA13	074691
LSM1002LSA26D	074692
<i>Russwin D1</i>	
LSM1002RD1 3	027776
LSM1002RD1 13	009438
LSM1002RD1 26D	009437
<i>Sargent LA</i>	
LSM1002LA13	028385
LSM1002LA26D	009446
<i>Schlage C</i>	
LSM1002SCC3	009441
LSM1002SCC13	009442
LSM1002SCC26D	009440
<i>Schlage E</i>	
LSM1002SCE3	045365
LSM1002SCE13	041148
LSM1002SCE26D	027767
<i>Schlage C-K</i>	
LSM1002SCK3	009444
LSM1002SCK13	009445
LSM1002SCK26D	026849
<i>Weiser</i>	
LSM1002WE3	009448
LSM1002WE13	009449
LSM1002WE26D	009447
<i>Yale 8</i>	
LSM1002YA3	009451
LSM1002YA13	009452
LSM1002YA26D	009450

### 1 1/8" Mortise Cylinders

<i>Arrow Kwy</i>	
LSM1181AW3	009474
LSM1181AW26D	009473

### 1 1/8" Mortise Cylinders

Mfg. #	EZ #
<i>Corbin 60</i>	
LSM1181C60 26D	009478
<i>Composite</i>	
LSM1181COMP13	009477
<i>Kwikset</i>	
LSM1181KW3	009481
LSM1181KW13	041151
LSM1181KW26D	009480
<i>LSA</i>	
LSM1181LSA3	009485
LSM1181LSA13	009486
LSM1181LSA26D	009484
<i>Russwin D1</i>	
LSM1181RD1 3	027787
LSM1181RD1 26	071317
LSM1181RD1 13	041153
LSM1181RD1 26D	009487
<i>Russwin 981</i>	
LSM1181R981 26D	045376
<i>Sargent LA</i>	
LSM1181LA3	009488
LSM1181LA13	028386
LSM1181LA26D	009494
<i>Schlage C</i>	
LSM1181SCC3	009490
LSM1181SCC13	029315
LSM1181SCC26D	026852
<i>Schlage C-K</i>	
LSM1181SCK3	009492
LSM1181SCK13	041154
LSM1181SCK26D	009491
<i>Sargent RA-RC</i>	
LSM1181RAC 26D	069869
<i>Weiser</i>	
LSM1181WE3	009496
LSM1181WE5	070460
LSM1181WE13	036016
LSM1181WE26	071315
LSM1181WE26D	009495
<i>Yale 8</i>	
LSM1181YA3	009498
LSM1181YA13	041155
LSM1181YA26D	009497

### 1 1/4" Mortise Cylinders


<i>Corbin 60</i>	
LSM1141C60 3	027768
LSM1141C60 26D	027769

### 1 1/4" Mortise Cylinders

Mfg. #	EZ #
<i>Kwikset</i>	
LSM1141KW3	009458
LSM1141KW26D	009457
<i>Lockwood</i>	
LSM1141LO3	041149
<i>LSA</i>	
LSM1141LSA3	009460
LSM1141LSA26D	009459
LSM1141LSA13	029292
<i>Russwin D1</i>	
LSM1141RD1 3	009462
<i>Schlage C</i>	
LSM1141SCC3	009465
LSM1141SCC26D	009464
<i>Schlage C-K</i>	
LSM1141SCK3	009467
LSM1141SCK26D	009466
<i>Yale 8</i>	
LSM1141YA3	009472
LSM1141YA26D	009471

### Rim Cylinders

<i>Arrow</i>	
LSR200AW 3	009582
LSR200AW 26D	009581
LSR200AW 13	027789
<i>Corbin 60</i>	
LSR200C60 3	027790
LSR200C60 26D	009585
LSR200C60 13	045378
<i>Dexter</i>	
LSR200DX 3	026853
<i>Kwikset</i>	
LSR200KW 3	009587
LSR200KW 26D	009586
LSR200KW 13	027793
<i>Lockwood</i>	
LSR200LO 3	041157
LSR200LO 26D	041158
<i>LSA</i>	
LSR200LSA 3	009589
LSR200LSA 26D	009588
LSR200LSA 13	009590
<i>Russwin D1</i>	
LSR200RD1 3	009592
LSR200RD1 26D	009591
LSR200RD1 13	027794



Mfg. #	EZ #
<i>Russwin 981</i>	
LSR200 R981 26D	041159
<i>Sargent</i>	
LSR200LA 3	009593
LSR200LA 26D	009600
<i>Schlage C</i>	
LSR200SCC 3	009595
LSR200SCC 26D	009594
LSR200SCC 13	009596
<i>Schlage E</i>	
LSR200SCE 26D	027796
<i>Schlage C-K</i>	
LSR200SCK 3	009598
LSR200SCK 26D	009597
LSR200SCK 13	009599
<i>Weiser</i>	
LSR200WE 3	009602
LSR200WE 26D	009601
LSR200WE 13	027774
<i>Yale 8</i>	
LSR200YA 3	009604
LSR200YA 26D	009603
LSR200YA 13	009605
<i>Mortise Thumbturn Cylinders</i>	
LST1002 3	009628
LST1002 26D	009627
LST1002 13	009629
LST1181 3	009633
LST1181 26D	009632
LST1181 13	009634
LST1141 3	009631
LST1141 26D	009630
<i>Mortise Dummy Cylinders</i>	
LSD1002 3	009076
LSD1002 26D	009075
LSD1002 13	009077
LSD1181 3	041143
LSD1181 26D	041144

**LSM** - Keyed Mort. Cyl.  
**1002** - 1" Cylinder  
**1181** - 1 1/8" Cylinder  
**1141** - 1 1/4" Cylinder



# Key-N-Knob & Deadbolt Cylinders

## Cylinder Accessories • Key Blanks

### Universal Combination Cylinders

- Operates most Grade 1 & 2 locksets and leversets including: Arrow B & D knobs, plus Arrow D, E, K, Schlage B160P, B200 and H series deadlocks
- One piece OEM quality tailpieces • Drilled 6, pinned 5 standard • Manufactured from solid brass
- Repinnable into all OEM systems including Grand Master Keying • Made in the USA



Mfg #	Keyway	EZ #	Mfg #	Keyway	EZ #	Mfg #	Keyway	EZ #
LSC500AW3	Arrow	076147	LSC500LSA3	LSA	076159	LSC500SCC26D	Schlage C	076165
LSC500AW 26D	Arrow	076148	LSC500LSA26D	LSA	076160	LSC500SCE26D	Schlage E	076167
LSC500CO3	Composite	076149	LSC500RD1 3	Russwin D1	076161	LSC500SCK3	Schlage C-K	076168
LSC500CO26D	Composite	076150	LSC500RD1 26D	Russwin D1	076162	LSC500SCK26D	Schlage C-K	076169
LSC500C60 3	Corbin 60	076151	LSC500R981 26D	Russwin 981	076163	LSC500WE3	Weiser	076170
LSC500C60 26D	Corbin 60	076152	LSC500LA3	Sargent LA	076157	LSC500WE26D	Weiser	076171
LSC500KW3	Kwikset	076155	LSC500LA26d	Sargent LA	076158	LSC500YA3	Yale 8	076172
LSC500KW26D	Kwikset	076156	LSC500SCC3	Schlage C	076164	LSC500YA26D	Yale 8	076173

### Key In Knob Or Lever Cylinders

**Will fit:** LSDA Grades 1 & 2, Arrow M & H Series, Schlage A & D Series, American 3600 Series padlocks & more!

Mfg. #	Keyway	EZ #	Mfg. #	Keyway	EZ #
LSK300AW3	Arrow	009126	LSK300LSA3	LSA	009142
LSK300AW26D	Arrow	009125	LSK300LSA26D	LSA	009141
LSK300COMP26D	Composite	009127	LSK300RD1 26D	Russwin D1	009143
LSK300C60 3	Corbin 60	009130	LSK300R981 26D	Russwin 981	009145
LSK300C60 26D	Corbin 60	009129	LSK300SCC26D	Schlage C	009147
LSK300C59 A1	Corbin 59 A1	069868	LSK300SCE26D	Schlage E	009149
LSK300KW3	Kwikset	009138	LSK300SCK3	Schlage C-K	009152
LSK300KW26D	Kwikset	009137	LSK300SCK26D	Schlage C-K	009151
LSK300LA26D	Sargent LA	009155	LSK300WE3	Weiser	009158
LSK300LO3	Lockwood	009140	LSK300WE26D	Weiser	009157
LSK300LO26D	Lockwood	009139	LSK300YA3	Yale 8	009160
			LSK300YA26D	Yale 8	009159



### IC Core Cylinders

Mfg #	Kwy	EZ #
KS206LSX26D	LSX	060250
KS206LSX4	LSX	060249

### Cams

Mfg#	Desc.	EZ #
IL863 00 10	Yale	007437
IL863G 00 10	New Standard	030342
IL863D 00 10	Cloverleaf	026455
IL863A 00 10	Adams Rite	007194
IL863E 00 10	Narrow	007440

### Wafers

Mfg#	Desc.	EZ #	Mfg#	Desc.	EZ #
FODT 23001	#1	074535	FODT 23005	#5	074539
FODT 23002	#2	074536	FODT 23006	#6	074540
FODT 23003	#3	074537			
FODT 23004	#4	074538			



### Neuter Bow Key Blanks "NB"

- Lacquered brass blanks.
- Embossed face.
- Meets Original manufacturers tolerances.
- One side plain.
- Made in the USA.



Unidentifiable to the untrained eye

Mfg#	Original Mfg #	EZ #
LS999 NB	Yale 8	025992
LS01007LA NB	Sargent 6275LA	009702
LSA1011D1 NB	Russwin 6D1R	008878
LS1054WB NB	Weiser 1555	009747
LSD1054K NB	Dexter 67	009078
LSD1054K NB DND	Dexter 67 (Do Not Duplicate)	062139
LS1145NB	Schlage 35-100C	009766
LS1145A NB	Schlage 35-101C	009767
LSA1145E NB	Schlage 35-101E	008879
LS1176NB	Kwikset 1063	009773



## Look-Alike Key Blanks

Mfg. #	Mat	Original	EZ #	Mfg. #	Mat	Original	EZ #
GN1063	NP	1063 Kwikset	004441	GN275LA	NS	275LA Sargent	004471
GN1K	BR	1K Master	004434	GN5D1R	NS	5D1R Russwin	004480
GNP1555NS	NP	1555 Weiser (Sq head)	025990	GN6D1R	NS	6D1R Russwin	004485
GN12344	BR	12344 Weslock	004444	GN6275LA	NS	6275LA Sargent	004486
GN8	BR	Yale 8 (round)	004414	<i>Automotive</i>			
GNE8	BR	Yale 8 (Sq head)	004195	GNS69CH	NP	Chrysler Secondary	025996
GN100C NS	NS	35-100-C Schlage	004436	GN70CH	NP	Chrysler Primary	025997
GN100E NS	NS	35-100-E Schlage	004437	GN70AM	NP	Amer. Motors Primary	040086
GN101C NS	NS	35-101-C Schlage	025987	GNP98A	NP	GM A Primary	025998
GN101E NS	NS	35-101-E Schlage	004439	GNP98C	NP	GM C Primary	025999
GN101EF NS NS	NS	35-101-E-F Schlage	025989	GNP98E	NP	GM E Primary	026000
GN101F NS	NS	35-101-F Schlage	004440	GNP98J	NP	GM J Primary	026001
GN1A1A1	NS	1A1A1 Best	004421	GNS98B	NP	GM B Secondary	026002
GN1A1B1	NS	1A1B1 Best	004422	GNS98D	NP	GM D Secondary	026003
GN1A1C1	NS	1A1C1 Best	004423	GNS98H	NP	GM H Secondary	026004
GN1A1D1	NS	1A1D1 Best	004424	GNS98K	NP	GM K Secondary	026005
GN1A1E1	NS	1A1E1 Best	004425	LSB86GP	NS	GM Dble Side G	076254
GN1A1F1	NS	1A1F1 Best	004427	LSB89GP	NS	GM Dble Side J&N	076255
GN1A1G1	NS	1A1G1 Best	004428	LSY157CHY	NS	Chrysler P1794	076259
GN1A1H1	NS	1A1H1 Best	004429	GN83FD	NP	Ford Prim. 67&Up	025993
GN1A1J1	NS	1A1J1 Best	004430	GNS83FD	NP	Ford Sec. 67&Up	025994
GN1A1K1	NS	1A1K1 Best	004431	GN84FD	NP	Ford Prim. 84 1/2	025995
GN1A1L1	NS	1A1L1 Best	004432	LSH54F	NS	Ford 1184FD	076258
GN1A1M1	NS	1A1M1 Best	004433	LSH67F	NS	Ford 10 cut 94-96	076256
GNZ1 60 6	NS	Z1-60-6 Corbin	004417	LSH75F	NS	Ford 8 cut w/o trans	076257



**Made of the same materials as the originals**

Packed 50 per box

Materials  
BR - Brass  
NP - Nickel Plated  
NS - Nickel Silver

## Brass Key Blanks

Mfg. #	Ilco #	EZ #	Mfg #	Ilco #	EZ #	Mfg#	Ilco#	EZ #
LSAM3	1045	008873	LSFA3	A1054WD	076246	LSRO3	1069N	009547
LSAP1	KP1/101AM	076240	LSHR1	1014C	009104	LSRU4	1011P	009578
LSAP2	KP2/102AM	076241	LSH50	S1167FD	009115	LSRU45	1011D1	009579
LSAP3	KP3/103AM	076242	LSH51	1167FD	009116	LSRU46	A1011D1	009580
LSAP4	KP4/104AM	076243	LSH54	1184FD	076247	LSSC1	1145	009609
LSAR1	1179	008874	LSH60	1190LN	076248	LSSC4	1145A	009611
LSAR4	1179A	008875	LSH67	1193FD	076249	LSSC8	1145E	009613
LSA1011 L4	Corbin L4	076435	LSH75	1196FD	076250	LSSC9	A1145E	009614
LSB1	1098M	008937	LSIN3	X1054K	040083	LSSE1	1022	009616
LSB01	R1003	008882	LSIN8	L1054B	009120	LSWK2	1175N	009669
LSB44	P1098E	008981	LSIN33	1054MT	009119	LSWR3	1054WB	009671
LSB45	S1098H	008982	LSKW1	1176	009124	LSWR5	N1054WB	009673
LSB46	P1098J	008983	LSKW10	A1176ST	076251	LSY1	999	009676
LSB47	S1098K	008984	LSL1	1004	009304	LSY1E	999N	009677
LSB48	P1098A	008985	LSLSDA9	1176	028084	LSY2	999A	009684
LSB49	S1098B	008986	LSLSDA10C	1145A	027983	LSY4	998	009686
LSB50	P1098C	008987	LSLSDA15	LSA 5 pin	074693	LSY6	997X	009687
LSB51	S1098D	008988	LSLSDA20	LSA 6 pin	009252	LSY11	O1122	009678
LSB86	B86 GM 95	076244	LSM1	1092	009420	LSY12	O1122A	009679
LSB89	B89 GM 95	076245	LSM2	1092B	009500	LSY13	O1122R	009680
LSCG1	1041G	008994	LSM10	1092N	009421	LSY14	O1122AR	009681
LSCG16	1041T	008995	LSNA6	R1064D	009504	LSY152	1770CH	009683
LSCO87	1001EH	009043	LSNA12	1069LA	009503	LS1137B	1137B	009765
LSCO88	A1001EH	009044	LSNA14	1069L	076252	LSY157	P1974	076253
LSCO106	1003M	009041	LSRA3	S1970AM	009520			
LSDE6	D1054K	009069	LSRA4	1970AM	009521			



- Tarnish resistant lacquer finish
- Both Ilco and Curtis numbers appear on blank
- One side blank for stamping
- Made in the U.S.A.
- Packed 50 per box

